

Learning possibilities

Text: Edwards, H 2005, *There's a hippopotamus on our roof eating cake*, Puffin Books, Victoria.

Engage

Step 1. If you have this book at home, encourage your child/children to predict what the story is about from the cover. If not use the suggested video link in the resources box and watch the story together.

Step 2. Read/watch the story and encourage your child/children to join in.

Step 3. Here are some questions to ask your child/children about the story.

1. Where did you see the hippopotamus first? (on the roof)
2. What was the hippopotamus doing? (eating cake)
3. Where does the hippopotamus work and what does he do? (at the zoo watching people)
4. Do you think a hippopotamus could really live on the roof? Why/Why not?

Respond

Talk about the story with your child/children using the following questions as prompts.

- If you could have a wild animal living on your roof, what animal would you choose?
- What sort of things would your animal do?
- Can you draw me a picture of your animal up on the roof of your house?

Extend

- Suggest making a cake with children using the prompt question, 'What do you think would be a hippos' favourite cake?' Discuss children's suggestions and make a cake using collage materials, playdough or a real cake (see 'Hippopotamus cake' recipe). Encourage children to play together and share their discoveries.
- Explore information about hippos using the video links suggested above in the resources box.

Resources

Website

BBC 2019, *One big hippo balancing*

<https://www.bbc.co.uk/programmes/p06kl7b8>

The jungle song (Tune: 'Twinkle Twinkle Little Star')

<https://i.pinimg.com/originals/40/75/36/407536e5871a3aba93fc1c31efaa230.jpg>

Video

There's a Hippopotamus on Our Roof Eating Cake (Australian Accent) (YouTube, Ben's Story Corner)

<https://www.youtube.com/watch?v=AbAAW7WZ9eI>

All About Hippos for Kids: Hippopotamus for Children – FreeSchool (YouTube, Free School)

<https://www.youtube.com/watch?v=0iYx5q5CudI>


** HIPPO * | Animals For Kids | All Things Animal TV* (YouTube, All Things Animal TV)

https://www.youtube.com/watch?v=_vii-jpTjDg

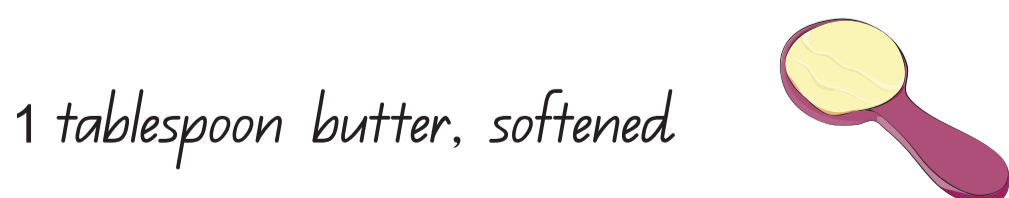

Hippopotamus cake

(Basic butter cake)

Ingredients



Icing



Method

1. Preheat oven to 180°C.
2. Grease a lamington tin (28cm x 18cm) with butter and line base with greaseproof paper.
3. Mix all ingredients in a bowl using an electric hand mixer.
4. Beat on low speed until blended, then beat on high speed for 3 minutes.
5. Pour mixture into tin and bake in a moderate oven for 30–40 minutes.
6. When cake is cool, invite children to ice and decorate the cake.

