

# Why card games?

Playing card games with your child has many benefits:

- developing social skills (for example, sharing, taking turns)
- building focus
- building memory skills.

When you play card games with your child you are talking and spending time together.

# Using your cards

You can use the Starting school cards to talk with your child about starting school.

Download and print a copy of the playing cards and instructions for bingo, go fish, memory and snap at:

[www.earlychildhood.qld.gov.au/earlyYears/Documents/transitions-card-game.pdf](http://www.earlychildhood.qld.gov.au/earlyYears/Documents/transitions-card-game.pdf)

In this booklet you will find pictures that match each card.

Each picture has some practical ideas to support your child starting school.

As you play the games, encourage your child to talk about their feelings, answer any questions and talk together about what school will be like.

For more ideas to help you and your child start school, talk to:

- your kindy teacher
- your school
- other parents.



Talk

# Talking with your child

Talking with your child about their first few days at school is an easy way to support them.

Talk about:

- their first day
- what they can learn at school
- how to make friends
- your happy memories of starting school.





Listen

# Listening to your child


Your child will have questions about school, like who will be there. Listen to their ideas and questions, and find answers together.

You can ask:

- your kindy teacher
- your school principal
- your Prep teacher
- your playgroup facilitator
- other parents.

Or visit the department's website at:

[www.qld.gov.au/transitiontoschool](http://www.qld.gov.au/transitiontoschool)





Read



# Reading with your child

Reading with your child is special. You are bonding with your child and supporting their growth.

Sharing books with your child:

- builds their reading skills
- builds their language
- encourages a lifelong love of reading
- grows their understanding of the world.

Ask your local library for a book about starting school. Check out the First 5 forever website for some tips: <http://first5forever.org.au>



Play

# Playing with your child

Your child explores the world through play.  
Play supports your child's learning.

Encourage your child to explore their world by:

- making time to talk, read and relax
- doing a puzzle
- playing a game
- listening to your child's favourite song and dancing
- digging in the garden
- going to the park.

Check out [The Early Years Count website](#) for more play ideas.





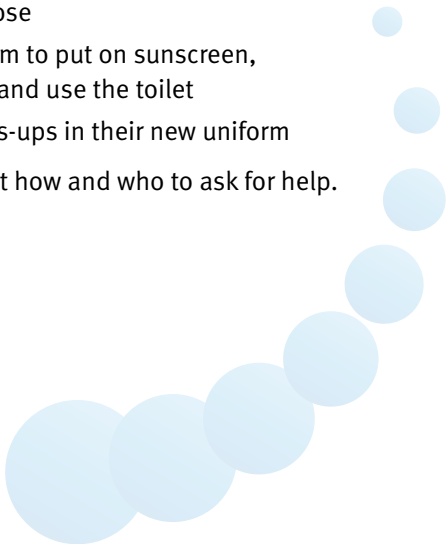
Learn

# Building independence

When your child starts school, they will build their independence. At school, your child will look after their things and follow daily routines.

You can support your child's independence by:

- helping them choose a lunchbox they can open and close
- teaching them to put on sunscreen, get dressed and use the toilet
- playing dress-ups in their new uniform
- talking about how and who to ask for help.



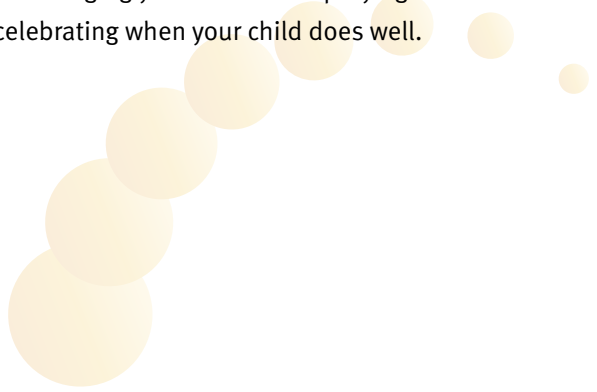


Practise

# Building your child's confidence

Children who enjoy their start to school become more confident and join in with activities.

You can help build your child's confidence by:

- following a routine (for example, get up early, get dressed and eat a healthy breakfast together)
  - practising putting on socks and shoes
  - encouraging your child to keep trying
  - celebrating when your child does well.
- 



**Friends**

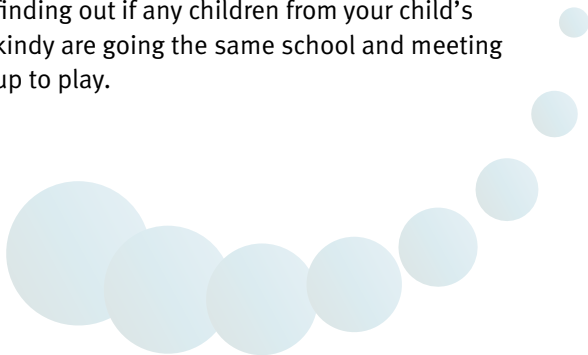


# Making friends

Starting school is a great chance to make more friends. Your child will feel more settled starting school when they have a friend in their class.

Help your child meet new friends by:

- going to orientation days before starting school
- finding out if any children from your child's kindy are going the same school and meeting up to play.





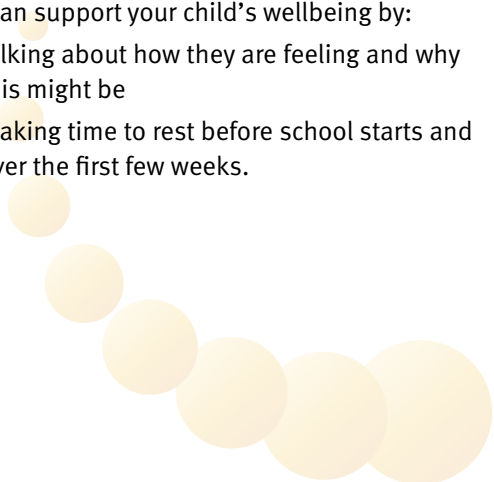
Feel

# Your child's wellbeing

Your child may have mixed feelings about starting school. Often children feel excited and happy about starting school. This may be mixed with sad feelings about leaving home and family, and worry about what school will be like.

You can support your child's wellbeing by:

- talking about how they are feeling and why this might be
- making time to rest before school starts and over the first few weeks.





Family

# Better together

Your whole family joins a new community when your child starts school. It's a chance for you to make new friends with other families and support each other.

You can meet other families by:

- going to school P&C nights
- helping in the tuckshop or uniform shop
- spending time in your child's classroom.





Home

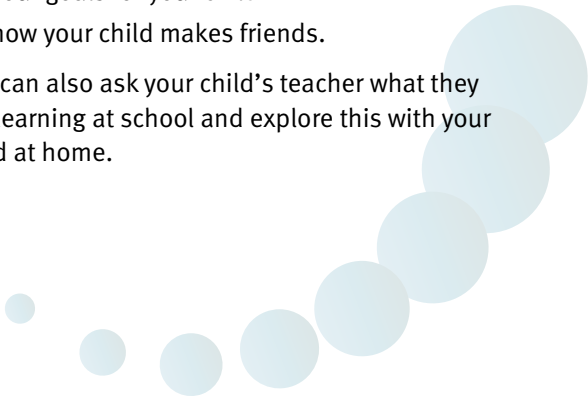
# From home to school

Help your child's new teacher get to know your child. Your child's teacher can then support your child's learning, social and emotional needs when they start school.

You know your child best. Talk to your child's teacher about:

- what your child is interested in
- how your child learns
- your child's time at kindy
- your goals for your child
- how your child makes friends.

You can also ask your child's teacher what they are learning at school and explore this with your child at home.





Kindy



# From kindy to school

Kindy can help your child make friends, build confidence and develop a love of learning. You can ask your child's kindy teacher about starting school.

Talk to your child's kindy teacher about:

- your child's strengths
- your child's kindy transition statement.

You can share your kindy transition statement with your school. You and your child's kindy teacher write the transition statement together. It is about your child's learning in kindy and will support your child starting school.

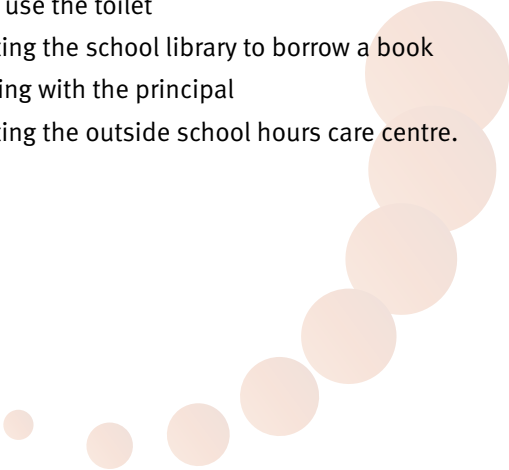


**School**

# Your school community

When your child starts school there is lots to learn. There are lots of people who are part of the school, and can support you.

Get to know your school community by:

- meeting your child's teacher
  - visiting school and finding where to eat, play and use the toilet
  - visiting the school library to borrow a book
  - talking with the principal
  - visiting the outside school hours care centre.
- 



Explore

# Your local area

Knowing your local area can help your family when your child starts school.

Get to know your local area by:

- walking or riding to find special spots
- going to the library or park
- making a map of how to get to school.







Share

# Your child

Your child has interests, needs and learning styles unique to them. You know your child best, and know what they need to have a great start to school.

You can support your child by:

- resting and relaxing before school starts and over the first few weeks of school
  - listening to their questions about school
  - sharing your happy memories of starting school.
- 



**Belong**



# Feeling of belonging

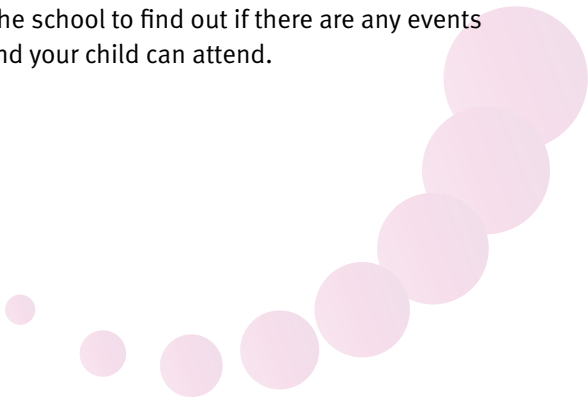
It can take time for your child to feel they belong at their new school.

Help your child build a feeling of belonging at school by:

- visiting your new school before starting
- giving your child time (they will settle into school in their own time).

Your new school may have activities throughout the year for children and families to get to know the community.

Visit the school to find out if there are any events you and your child can attend.






Celebrate

# Celebrating starting school

Starting school is a milestone in your child's life. Take time to celebrate. Your child will feel important and their self-confidence will grow.

Celebrate starting school by:

- counting down to the first day of school
- taking photos of your child's first day
- celebrating with the whole family at home or at a park.



The background is a collage of overlapping, colorful cards. Each card features a simple illustration and a word. Visible words include 'Friends', 'Share', 'Home', 'Read', 'Learn', 'Play', 'Kindy', 'Feel', 'Belong', 'School', 'Talk', 'Listen', 'Explore', 'Share', 'Learn', 'Friends', and 'Share'. The cards are in various colors like blue, green, yellow, pink, and purple. A semi-transparent white box with rounded corners is centered over the collage, containing the title and a list of bullet points.

## More information

- Ask your kindy teacher about starting school.
- Talk to your new school principal.
- Check out [www.qld.gov.au/transitiontoschool](http://www.qld.gov.au/transitiontoschool) for practical ideas, games and tips about starting school.